


technologies for your future
made in germany

HSC-KOMPAKT



Highlights

- Reasonably priced solution ✓
- Printing on cylindrical parts ✓
- High-speed cylindrical printing ✓
- 1-colour rotary tampon printing ✓
- Analysis test tubes, refills for fiber pencil tubes, ballpoint pen tubes, tablet tubes, lipstick tubes, etc. ✓
- The "HSC-Kompakt" is modularly designed in order to be adjusted to the workpiece in each case ✓
- Output up to 50.000 parts/h, (depending on product and feeding system) ✓

Adjusted to the workpiece

With a modular design you are more flexible

The parts to be printed are transported to the printing cylinder without a workpiece carrier. With the rotary movement of the tampon roller as well as its friction coefficient the workpiece is translated into a rolling movement. At the same time the workpiece is rotating around the tampon roller via guiding plates. The transport of the parts and the delivery of the ink takes place in a synchronous rotary movement.

With this rotary tampon printing process extremely high hourly outputs with highest printing quality are possible, thanks to its continuous operation.





Technical data:

"HSC-Kompakt"

Print image 1-colour

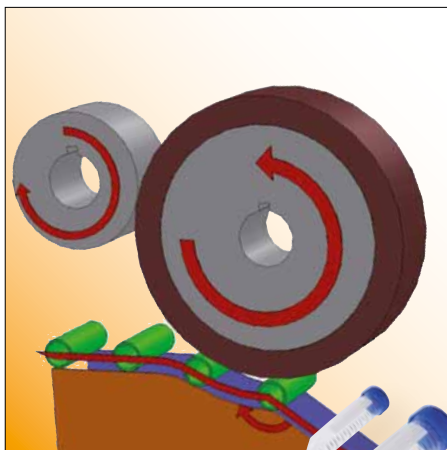
Cliché cylinder Ø 100 mm

Tampon roller Ø 200 mm

Printing ink adjusted to the workpiece

Output

Refills for ballpoint pens
Ø 2 mm up to 50.000 parts/h
Refills for ballpoint pens
Ø 6 mm up to 40.000 parts/h
Refills for fiber pencil tubes
Ø 10 mm up to 30.000 parts/h
Tablet tubes
Ø 22 mm up to 20.000 parts/h



Which workpiece is suitable?

It has to be cylindrical

It must have a good inherent stability since printing takes place without workpiece carriers.

It can be sleeve-like or tubular

It can be of solid matter

It can show a draft angle of similar or smaller 1 degree

It can show a Ø of 2 - 30 mm. (Larger upon request)

It can have a length between 20 - 150 mm. (Larger upon request)

It can be of various materials (e.g. plastics, steel, aluminium etc.)

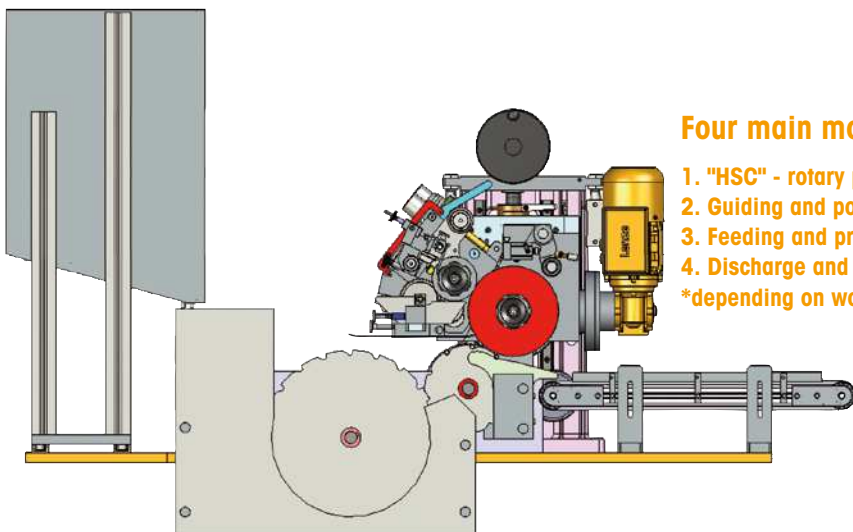
What to consider regarding the motif?

It is not possible to synchronise a workpiece marking (registration) as well as the beginning of the print image.

With regard to the length, there will be an unprinted edge of approx. 4 mm on the left and on the right, respectively.

Specialty of TAMPOPRINT®

Patented: Colour removal of the tampon printing using laser. Subsequent process solution possible



Four main modules

1. "HSC" - rotary printing unit
 2. Guiding and positioning modules *
 3. Feeding and pre-treatment modules *
 4. Discharge and after treatment modules *
- *depending on workpiece



Dealer:

TAMPOPRINT® AG

Lingwiesenstraße 1
70825 Korntal-Münchingen, GERMANY
☎ +49 7150 928-0
Fax: +49 7150 928-400
E-Mail: info@tampoprint.de

"Ventes et Affaires Françaises"

☎ +49 7150 928-144
Fax: +49 7150 928-432
E-Mail: ventes@tampoprint.de
http: www.tampoprint.de

TAMPOPRINT® INTERNATIONAL CORP.

1400 26th Street, Vero Beach, FL 32960, USA
☎ +1 772 778-8896, 800 810-8896
Fax: +1 772 778-8289
E-Mail: sales@tampoprint.com
http: www.tampoprint.com

TAMPOPRINT® IBERIA S.A.U.

c/Caspe 127-135 local B, 08013 Barcelona, SPAIN
☎ +34 93 2327161
Fax: +34 93 2471500
E-Mail: tampoprint@tampoprint.es
http: www.tampoprint.es



The reproduction of trademarks and brands used in this brochure, even if not explicitly expressed, does not justify the assumption that such names or symbols may be considered as free as defined by the Trademark Act and may therefore freely be used. The rights are the property of the respective owner.

TAMPOPRINT® products are permanently updated to keep pace with the latest technological developments. For this reason, figures and descriptions are non-binding. Our machines are manufactured based on the currently valid European Machinery Directives as well as the European product standards EN 1010 - 1 and EN 1010 - 2.

Subject to alterations! ©Copyright